



Seychelles Visitor Arrivals Snapshot

Snapshot of the total visitor arrivals since 1st January 2022 and the latest reported week.

Week 47

21 Nov - 27 Nov
2022



Total Arrivals to Date

301,555

Total Arrivals - Oct

35,158

Total Arrivals - Week 47

5,133

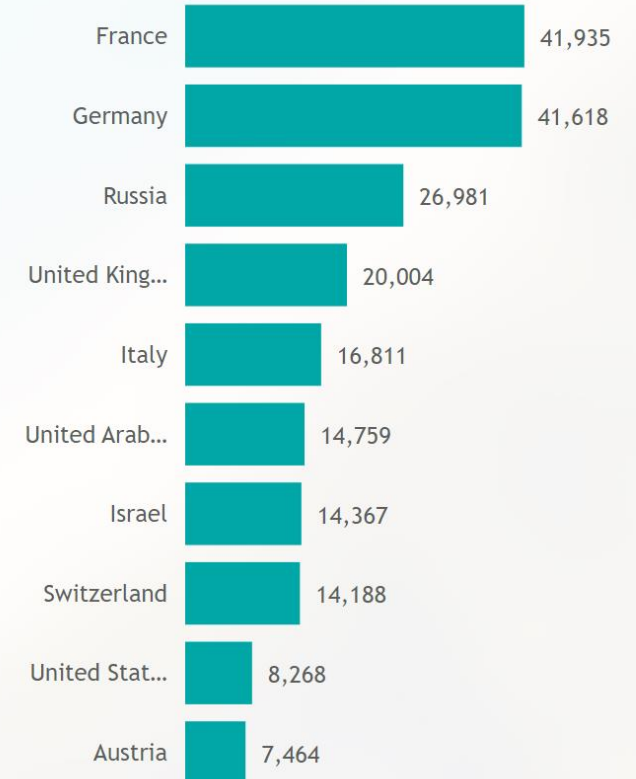
Average Arrivals per day -
Week 47

733

Top 10 Markets in Week 47



Top 10 Markets since 1 January

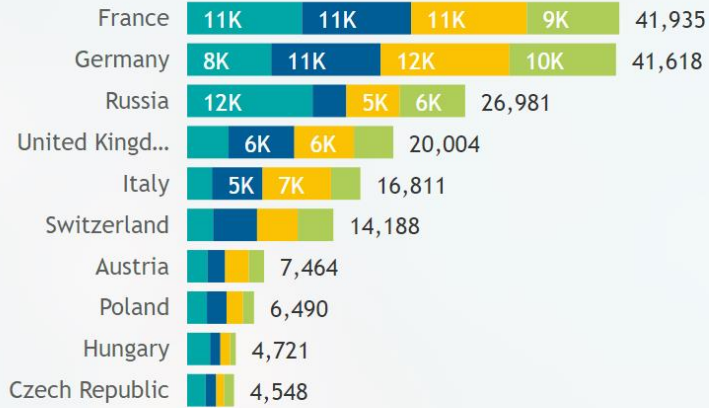




Markets Performance

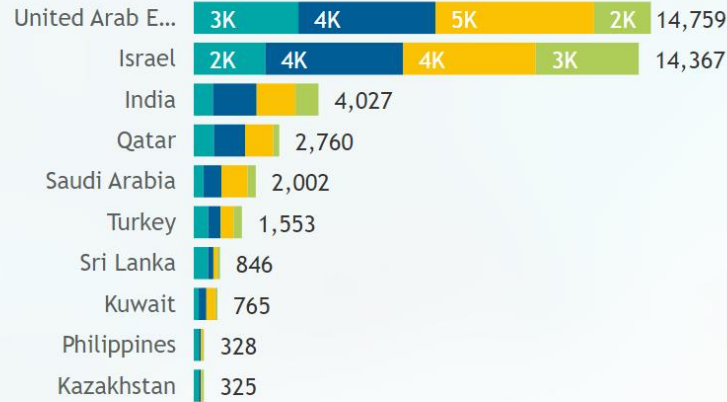
Performance of the top 10 markets by continent from beginning of the year, to date.

Top European Markets

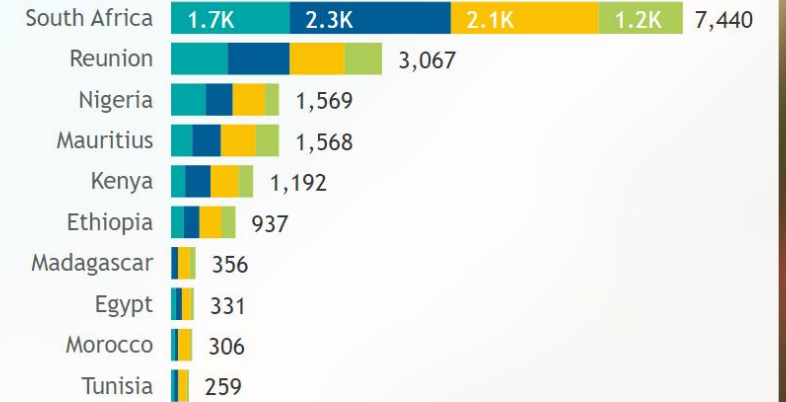


Quarter ● Q1 ● Q2 ● Q3 ● Q4

Top Asian Markets



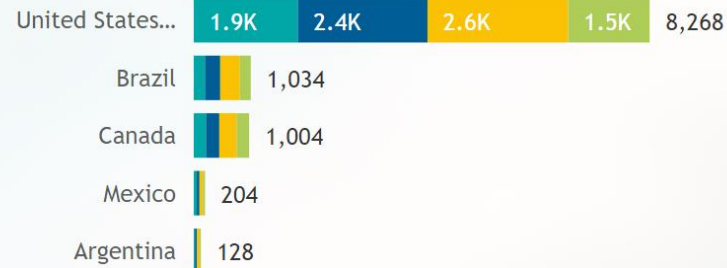
Top African Markets



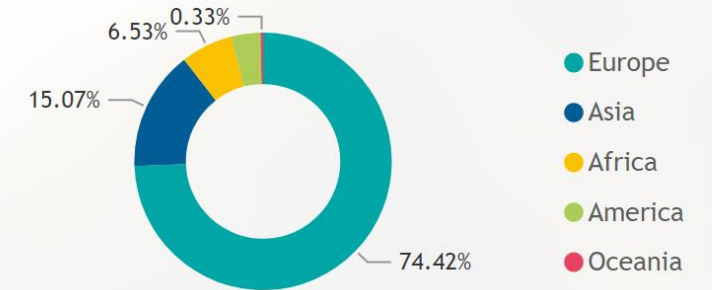
Top Oceanic Markets



Top American Markets



Market Share by Continent





Weekly Arrivals Trend

Visitor arrivals by week of the year.

301,555

Total Arrivals 2022

182,849

Total Arrivals 2021

383,313

Total Arrivals 2019

