



Seychelles Visitor Arrivals Snapshot

Snapshot of the total visitor arrivals since 1st January 2022 and the latest reported week.

Week 16

17 Apr - 23 Apr
2023



Total Arrivals to Date

115,440

Total Arrivals - Mar

27,873

Total Arrivals - Week 16

8,932

Average Arrivals per day -
Week 16

1,276

Top 10 Markets in Week 16



Top 10 Markets since 1 January

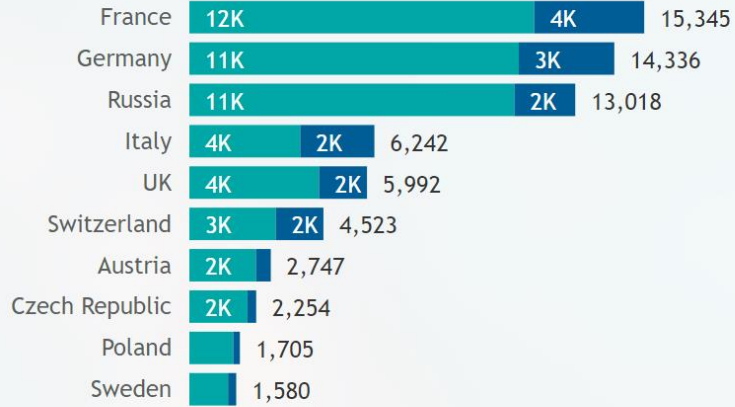




Markets Performance

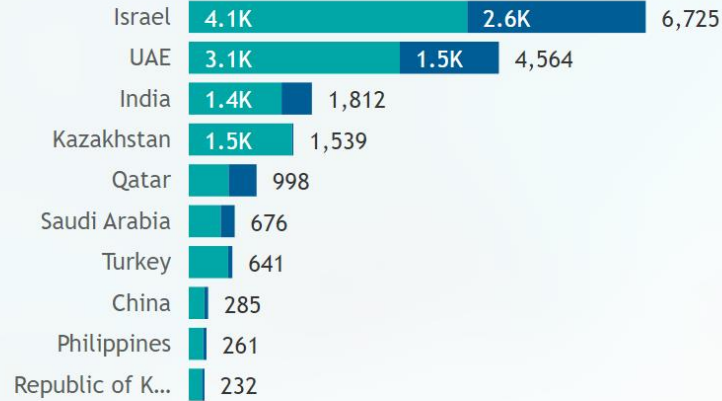
Performance of the top 10 markets by continent from beginning of the year, to date.

Top European Markets

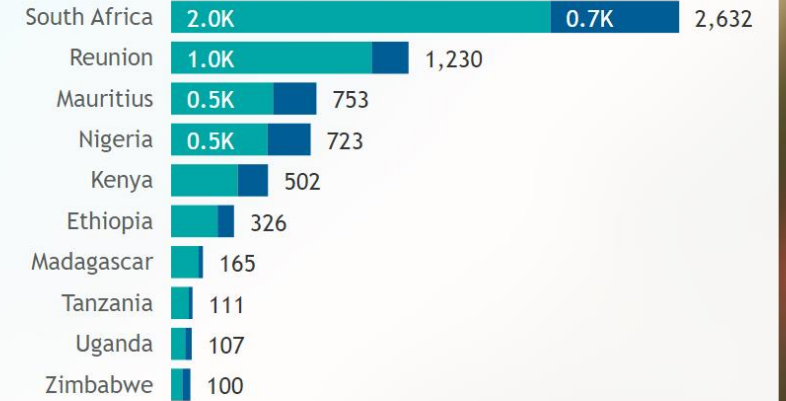


Quarter ● Q1 ● Q2

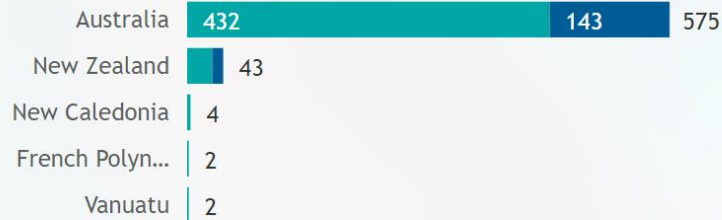
Top Asian Markets




Top African Markets



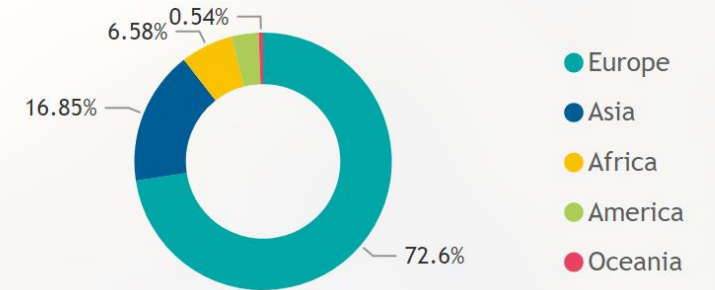
Top Oceanic Markets



Top American Markets



Market Share by Continent





Weekly Arrivals Trend

Visitor arrivals by week of the year.

115,440

Total Arrivals 2023

332,068

Total Arrivals 2022

