



Seychelles Visitor Arrivals Snapshot

Snapshot of the total visitor arrivals since 1st January 2022 and the latest reported week.

Week 23

05 Jun - 11 Jun
2023



Total Arrivals to Date

156,002

Total Arrivals - Jun

7,932

Total Arrivals - Week 23

5,001

Average Arrivals per day -
Week 23

714

Top 10 Markets in Week 22



Top 10 Markets since 1 January

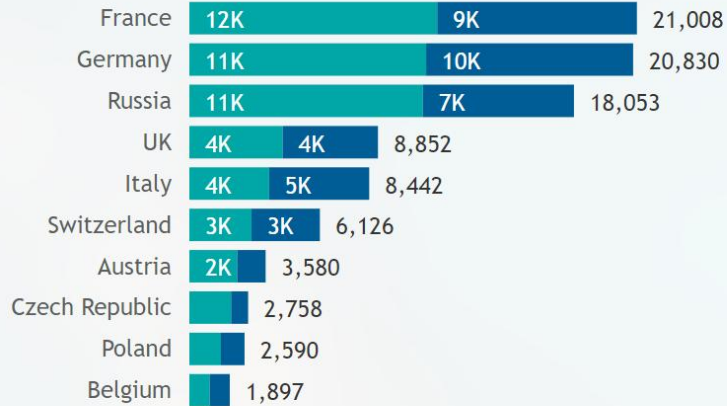




Markets Performance

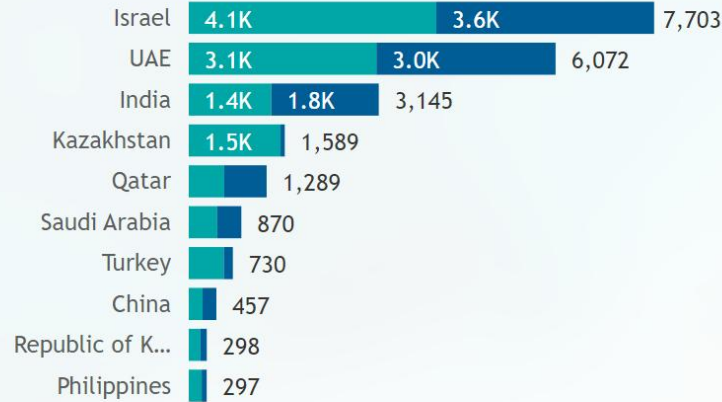
Performance of the top 10 markets by continent from beginning of the year, to date.

Top European Markets

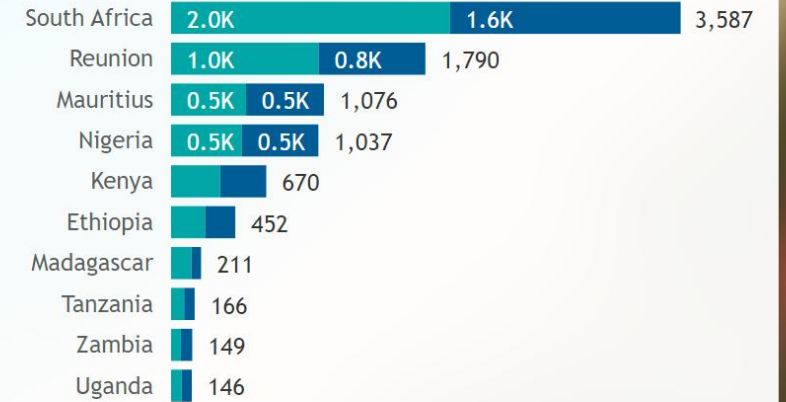


Quarter ● Q1 ● Q2

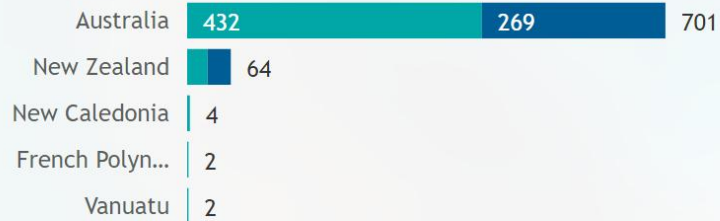
Top Asian Markets



Top African Markets



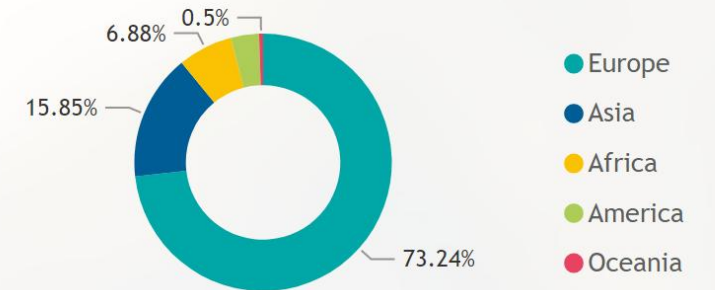
Top Oceanic Markets



Top American Markets



Market Share by Continent





Weekly Arrivals Trend

Visitor arrivals by week of the year.

156,002

Total Visitor Arrivals

332,068

Total Visitor Arrivals

