



Seychelles Visitor Arrivals Snapshot

Snapshot of the total visitor arrivals since 1st January 2022 and the latest reported week.

Week 37

11 Sep - 17 Sep
2023



Total Arrivals to Date

242,536

Total Arrivals - Sep

13,331

Total Arrivals - Week 37

5,457

Average Arrivals per day -
Week 37

780

Top 10 Markets in Week 37



Top 10 Markets since 1 January

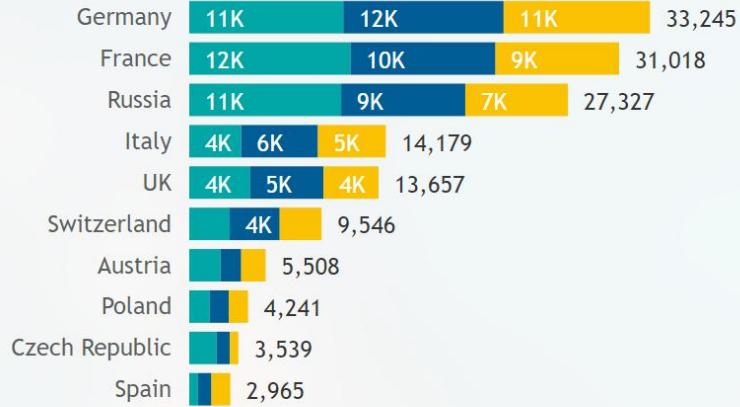




Markets Performance

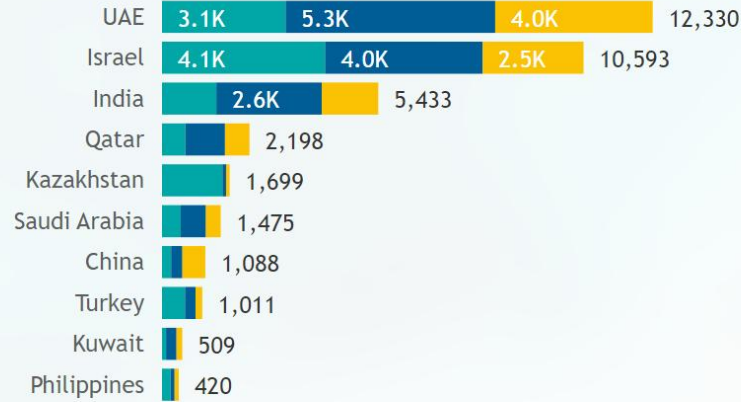
Performance of the top 10 markets by continent from beginning of the year, to date.

Top European Markets

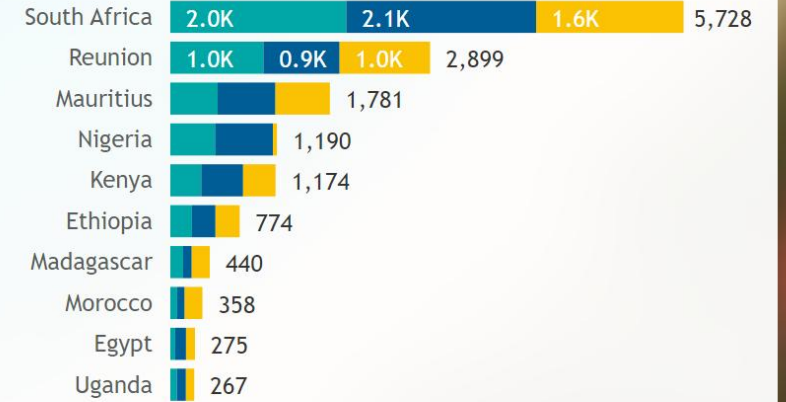


Quarter ● Q1 ● Q2 ● Q3

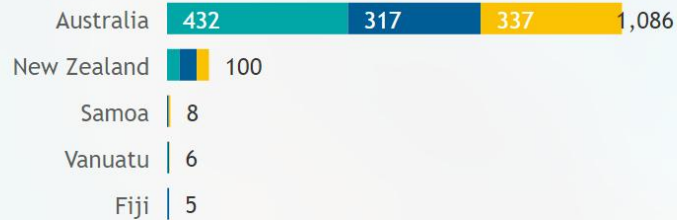
Top Asian Markets



Top African Markets



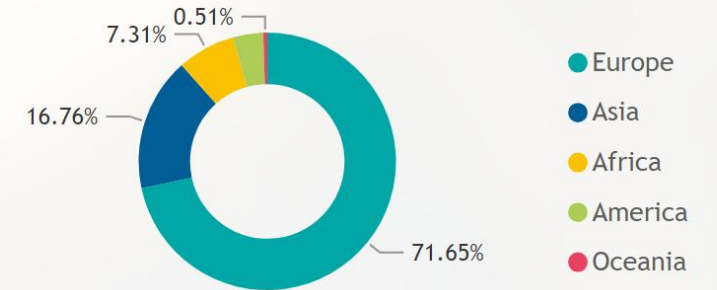
Top Oceanic Markets



Top American Markets



Market Share by Continent





Weekly Arrivals Trend

Visitor arrivals by week of the year.

242,536

Total Visitor Arrivals

332,068

Total Visitor Arrivals

