



Seychelles Visitor Arrivals Snapshot

Snapshot of the total visitor arrivals since 1st January 2023 and the latest reported week.

Week 51

18 Dec - 24 Dec
2023



Total Arrivals to Date

342,306

Total Arrivals - Dec

24,391

Total Arrivals - Week 51

9,420

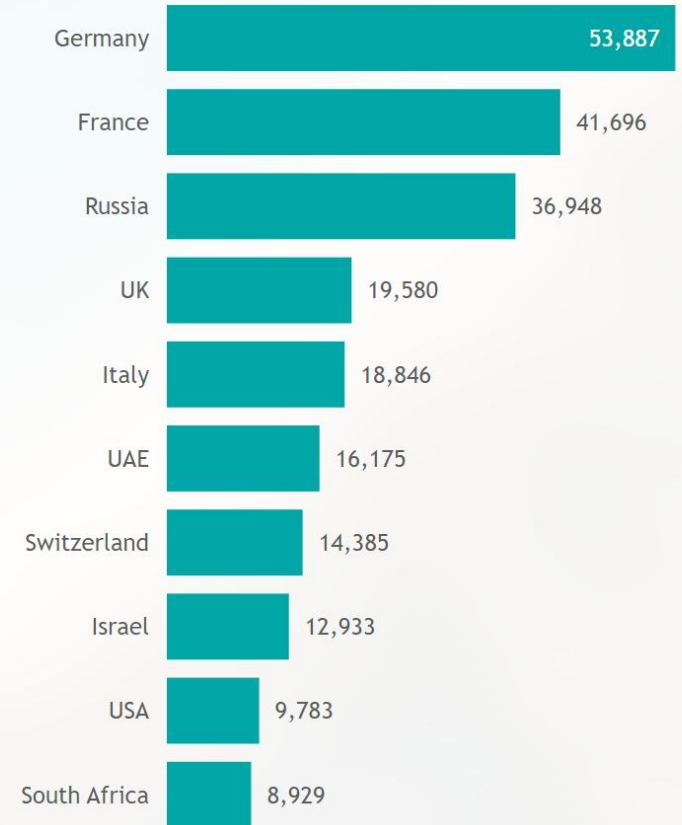
Average Arrivals per day -
Week 51

1,346

Top 10 Markets in Week 51



Top 10 Markets since 1 January

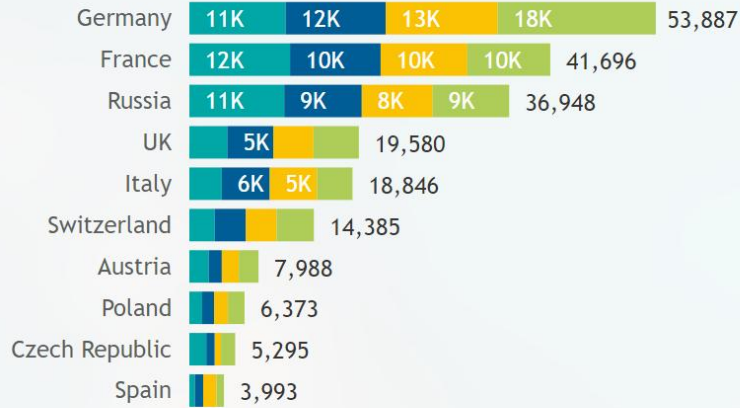




Markets Performance

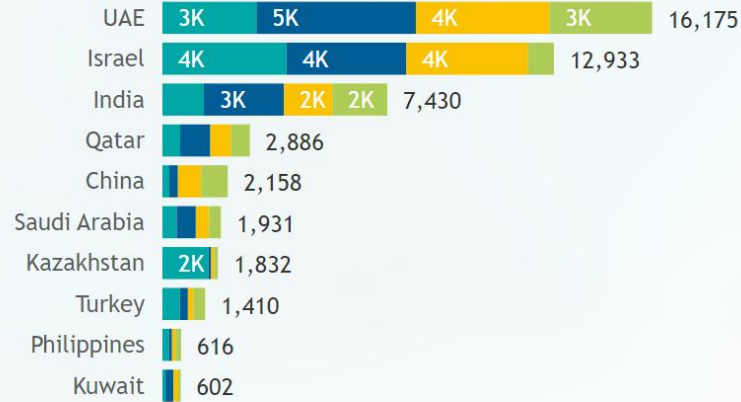
Performance of the top 10 markets by continent from beginning of the year, to date.

Top European Markets

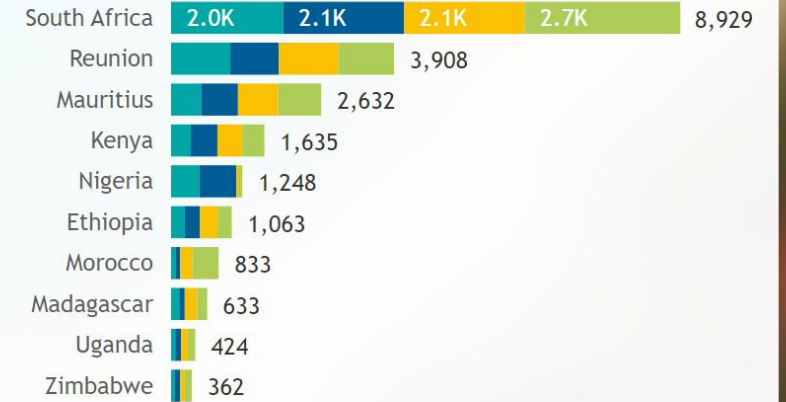


Quarter ● Q1 ● Q2 ● Q3 ● Q4


Top Asian Markets




Top African Markets



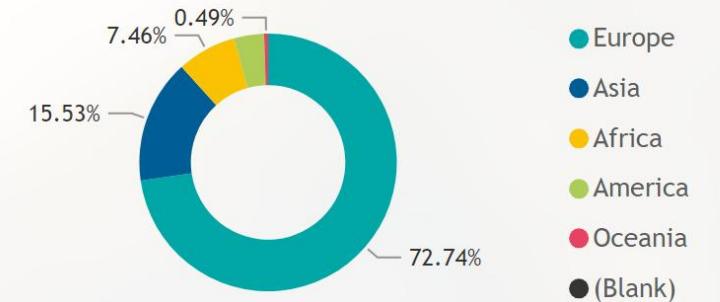
Top Oceanic Markets



Top American Markets



Market Share by Continent





Weekly Arrivals Trend

Visitor arrivals by week of the year.

342,306

Total Visitor Arrivals

332,068

Total Visitor Arrivals

