

WEEKLY VISITOR ARRIVALS REPORT

Last updated: 17/03/2024

ANNUAL OVERVIEW

Total visitor arrivals since 1st January 2024.




2024 TOTAL VISITORS

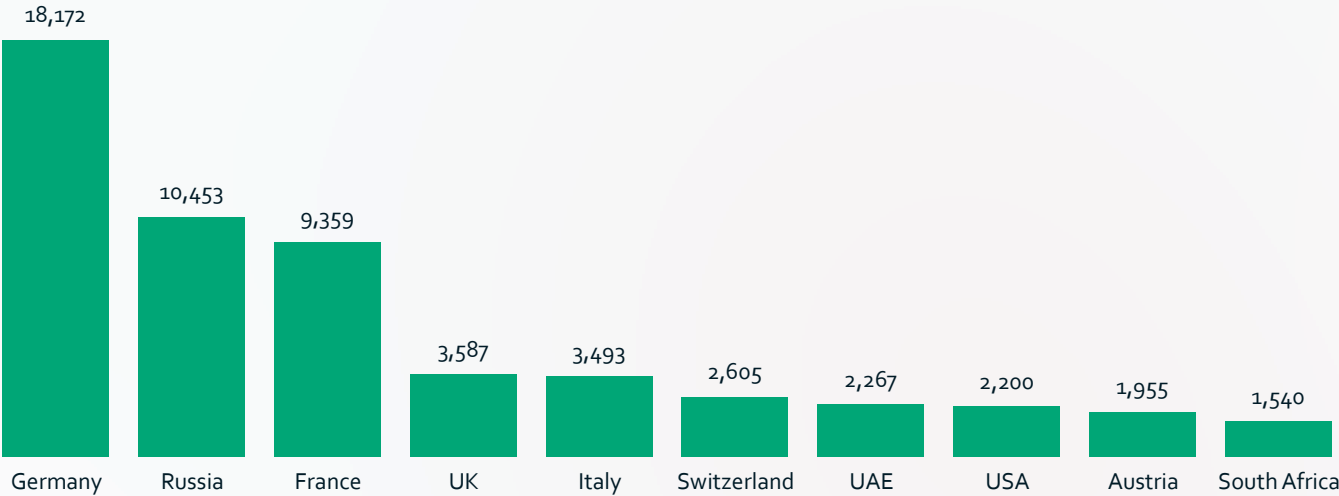
81,421

▲ 12.8%

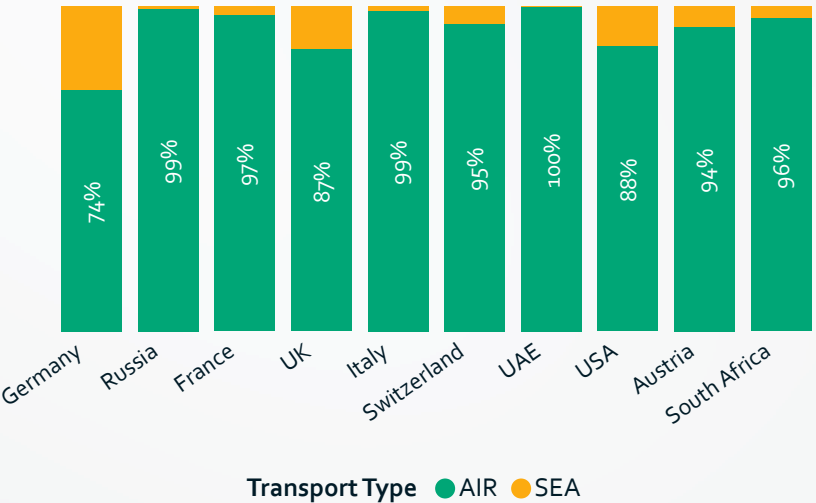
YoY%



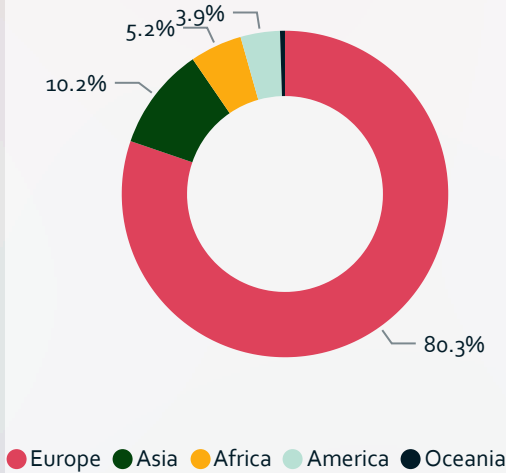
TOP 10 MARKETS SINCE 01 JANUARY



% VISITORS BY TRANSPORT TYPE FOR TOP 10 MARKETS



2024 MARKET SHARE



INSIGHTS

A total of 81,421 visitors has been recorded up to 17/03/2024. This represents a 13% increase over the same period last year.

91% of visitors are coming in by air.

Germany is our leading source market with 18,172 visitors to date, representing 22% of Total Visitor Arrivals.

Our top 3 markets accounts for 47% of total Visitor Arrivals, and the top 10 markets for 68% of total Visitor Arrivals.

80% of our visitors are coming from Europe, with Asia the next highest region with 10% of visitors.

Data source: National Bureau of Statistics

WEEKLY VISITOR ARRIVALS REPORT

Last updated: 17/03/2024



MONTHLY OVERVIEW - MARCH


Total visitor arrivals for March 2024.

TOTAL ARRIVALS

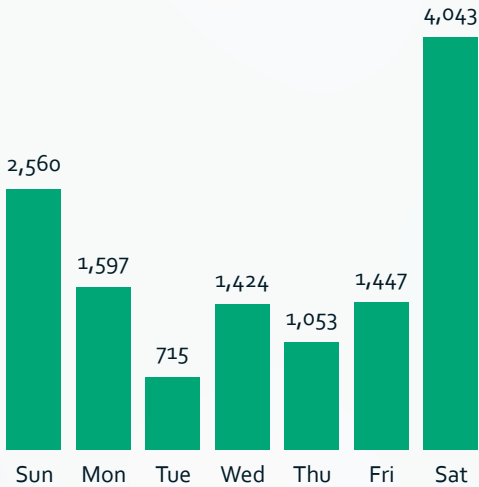
18,663

▲ 0.4%

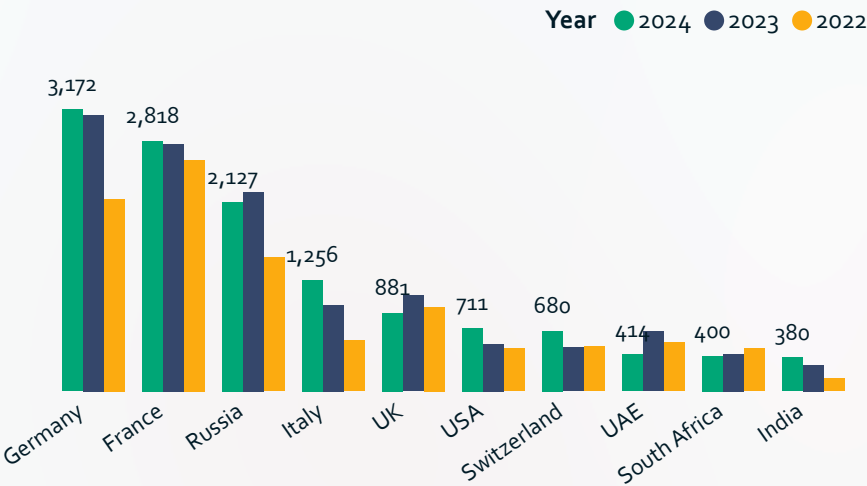
YoY%



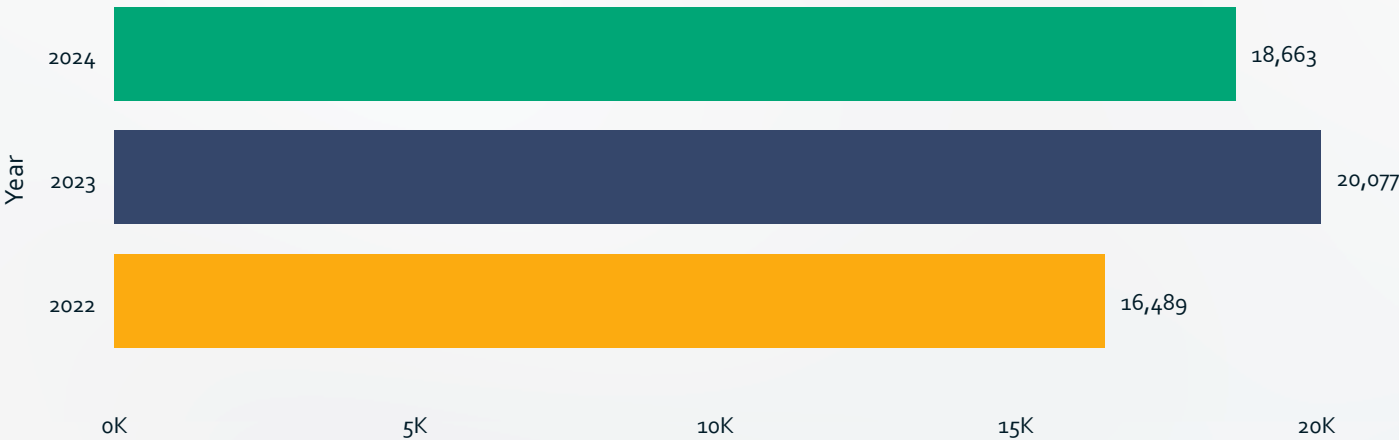
VISITOR ARRIVALS BY WEEK DAY



TOP 10 MARKETS



HOW DOES MARCH 2024 COMPARE TO PREVIOUS YEARS?



INSIGHTS

Arrivals for March 2024 is 1% higher compared to last year.

A total of 18,663 visitors has been recorded.

98% of visitors are arriving by air.

Data source: National Bureau of Statistics

WEEKLY VISITOR ARRIVALS REPORT

Last updated: 17/03/2024



WEEKLY OVERVIEW - WEEK 11


Total visitor arrivals for Week 11: 11/03/2024 - 17/03/2024

DAILY AVERAGE

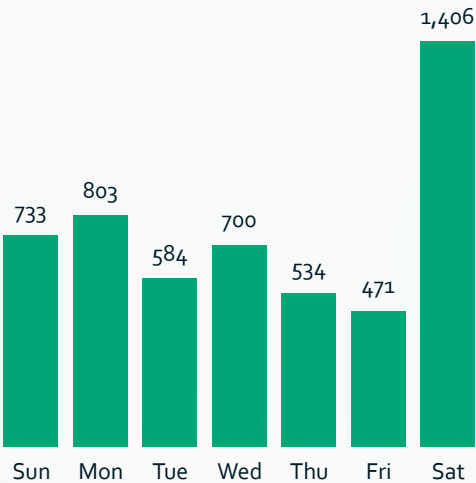
1,061

TOTAL VISITORS

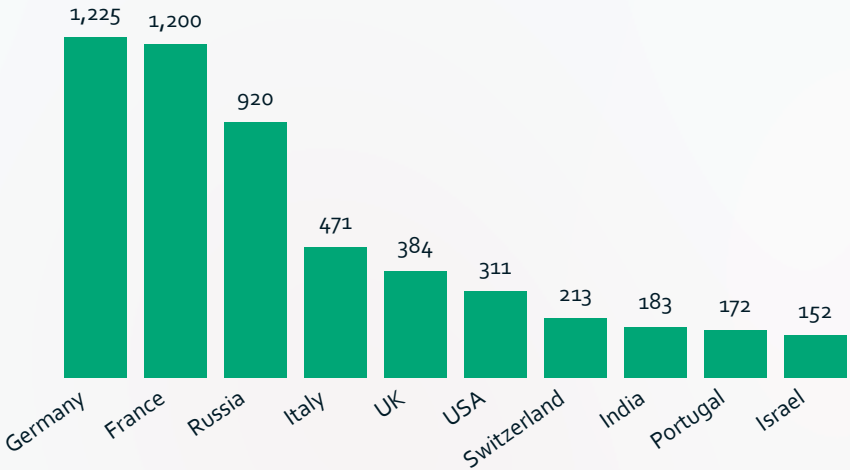
7,424




VISITOR ARRIVALS BY WEEK DAY



TOP 10 MARKETS



HOW DOES WEEK 11 2024 COMPARE TO PREVIOUS YEARS?



INSIGHTS

Arrivals for Week 11, 2024 is 2% higher than the same period last year.

Germany is the leading market with 1,225 visitors, representing 17% of visitors.

Data source: National Bureau of Statistics

WEEKLY VISITOR ARRIVALS REPORT

Last updated: [17/03/2024](#)

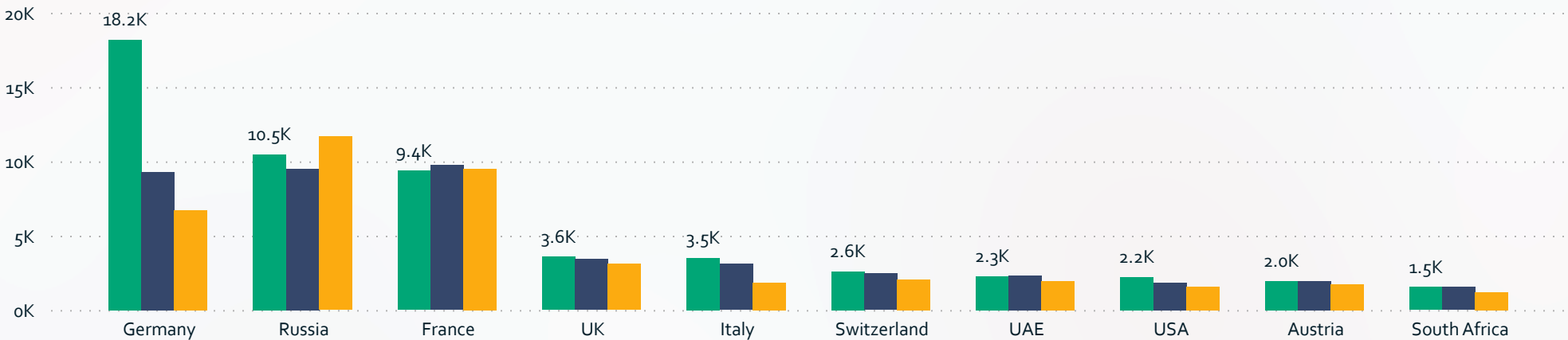
TOP MARKETS

Total visitor arrivals in 2024 from top 10 markets vs same period last year and 2019.

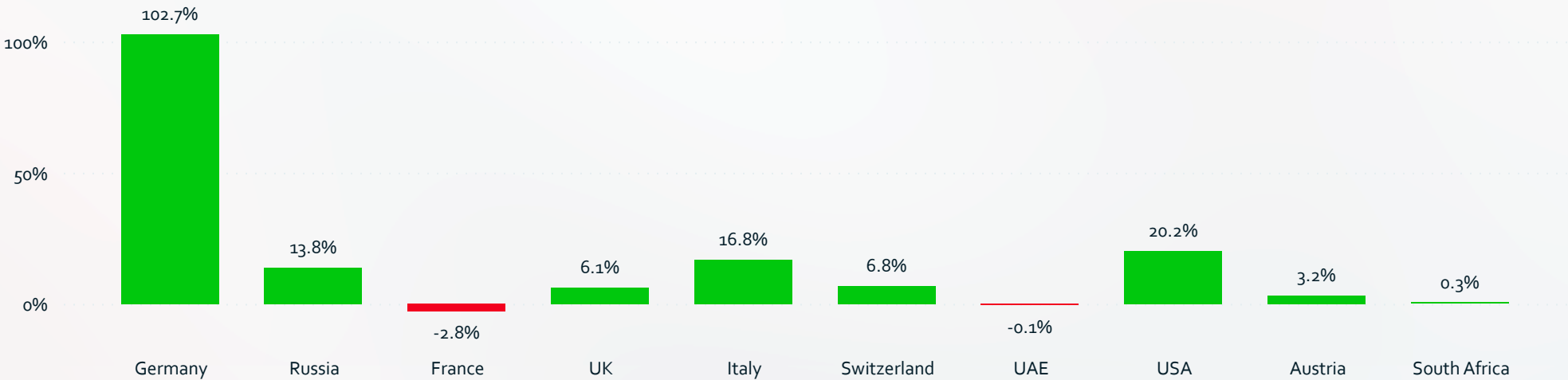


TOTAL ARRIVALS TO DATE

2024 2023 2022



YEAR ON YEAR %



INSIGHTS

Germany is still seeing a significant growth rate compared to last year, with an increase of 118%.

Most 10 markets are performing better than last year, except France with a decrease of 6% in visitors arrival.

Data source: National Bureau of Statistics

WEEKLY VISITOR ARRIVALS REPORT

Last updated: [17/03/2024](#)

Data source: National Bureau of Statistics



ARRIVALS TREND

Visitor arrivals trend compared to previous years

COUNTRY FILTER

Search

☐

 Afghanistan

☐

 Agalega

☐

 Aland Islands

☐

 Albania

☐

 Algeria

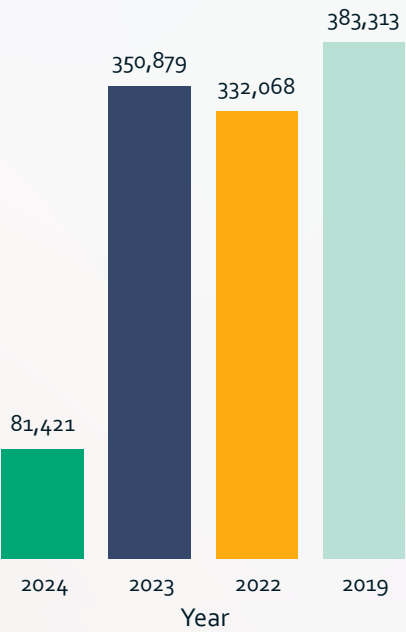
☐

 American Samoa

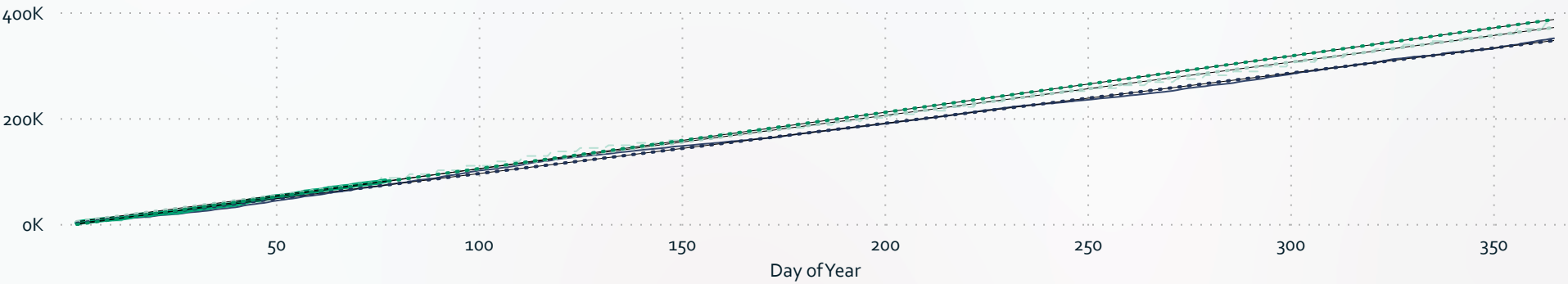
☐

 Andorra

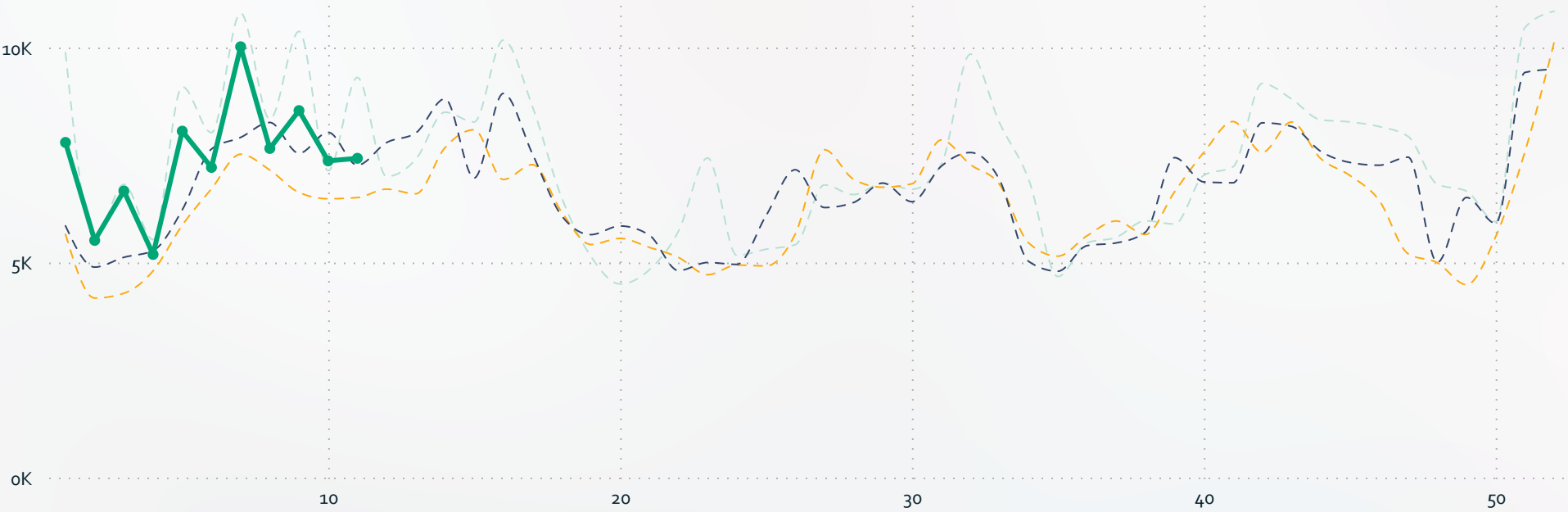
TOTAL ARRIVALS BY YEAR



CUMULATIVE ARRIVALS TREND



ARRIVALS OVER TIME



WEEKLY VISITOR ARRIVALS REPORT

Last updated: [17/03/2024](#)

GLOSSARY



Visitor: A visitor is a traveller taking a trip to a main destination outside their usual environment, for less than a year, for any main purpose (business, leisure or other personal purpose) other than to be employed by a resident entity in the country or place visited.

Same-day visitor (or Transit): An inbound visitor is classified as a same-day visitor if their trip does not include an overnight stay.

Tourist (or overnight visitor): A visitor is classified as a tourist (or overnight visitor), if their trip includes an overnight stay.

Inbound tourism: Comprises the activities of a non-resident visitor within the country of reference on an inbound tourism trip.

