



Seychelles Visitor Arrivals Snapshot

Snapshot of the total visitor arrivals since 1st January 2022 and the latest reported week.

Week 21

22 May - 28 May
2023



Total Arrivals to Date

146,188

Total Arrivals - May

23,225

Total Arrivals - Week 21

5,639

Average Arrivals per day -
Week 21

806

Top 10 Markets in Week 21



Top 10 Markets since 1 January

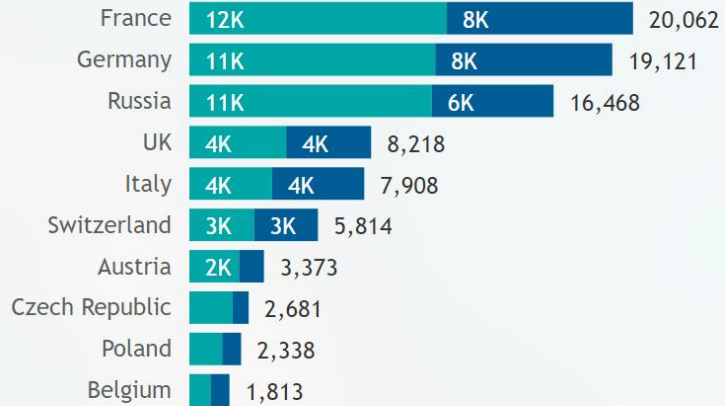




Markets Performance

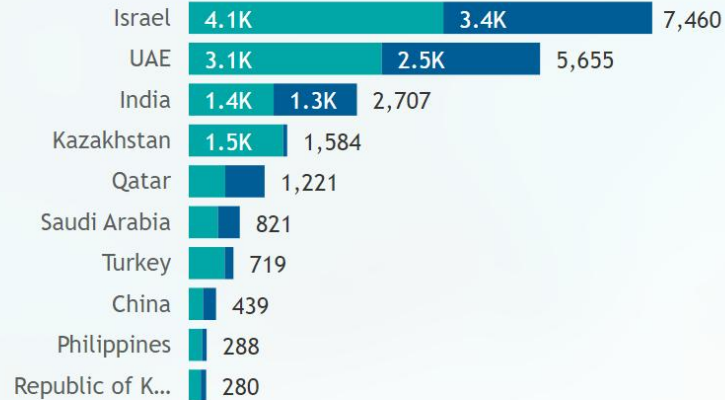
Performance of the top 10 markets by continent from beginning of the year, to date.

Top European Markets

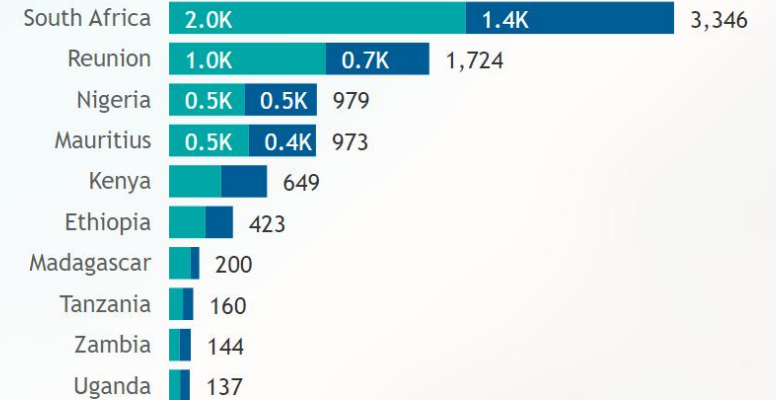


Quarter ● Q1 ● Q2

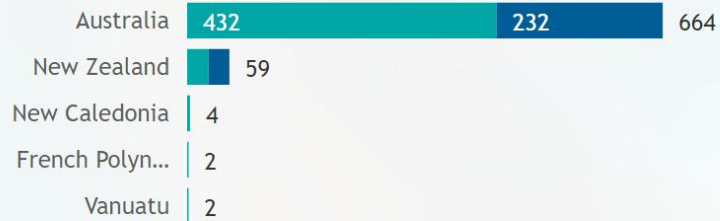
Top Asian Markets



Top African Markets



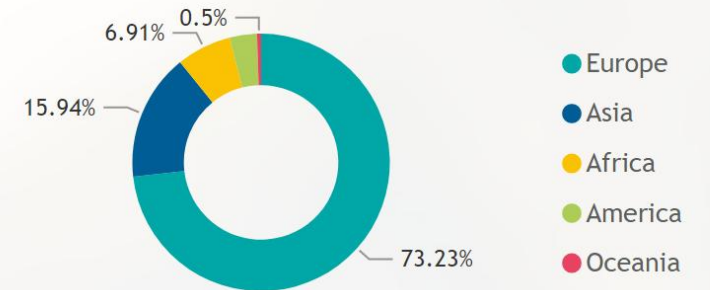
Top Oceanic Markets



Top American Markets



Market Share by Continent





Weekly Arrivals Trend

Visitor arrivals by week of the year.

146,188

Total Visitor Arrivals

332,068

Total Visitor Arrivals

