



Seychelles Visitor Arrivals Snapshot

Snapshot of the total visitor arrivals since 1st January 2023 and the latest reported week.

Week 49

04 Nov - 10 Dec
2023



Total Arrivals to Date

326,975

Total Arrivals - Dec

9,060

Total Arrivals - Week 49

6,513

Average Arrivals per day -
Week 49

930

Top 10 Markets in Week 49



Top 10 Markets since 1 January

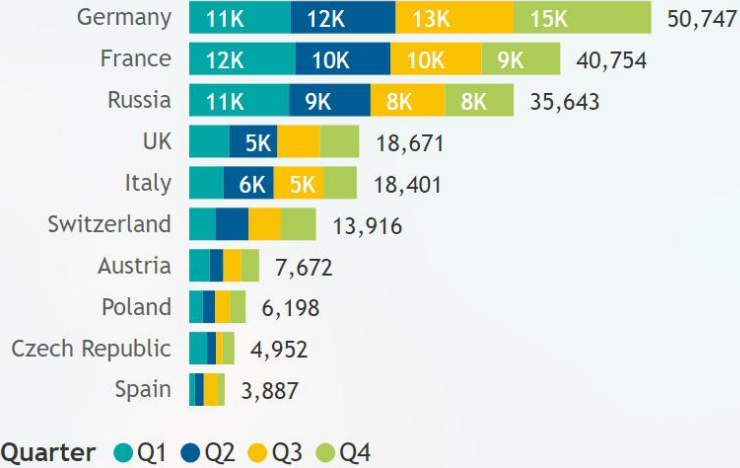




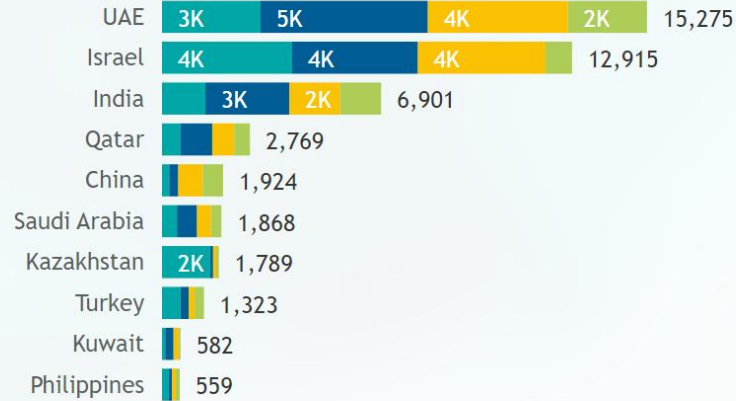
Markets Performance

Performance of the top 10 markets by continent from beginning of the year, to date.

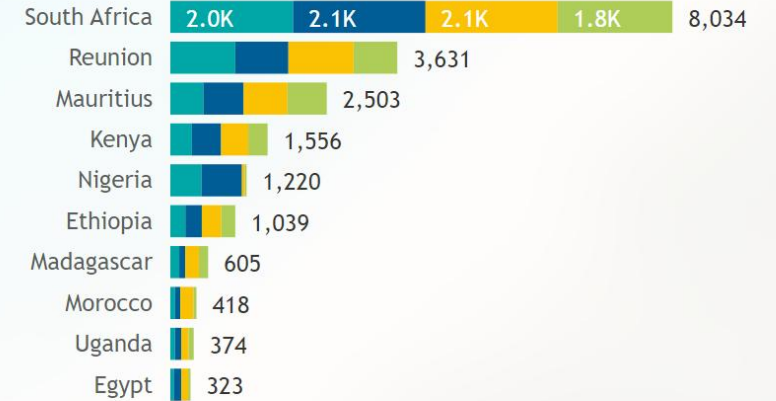
Top European Markets



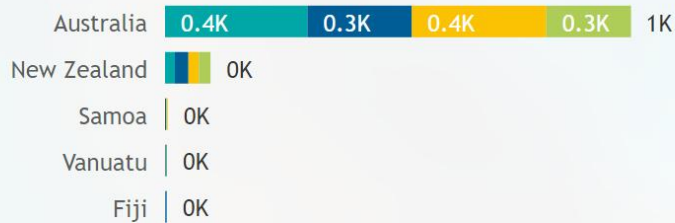
Top Asian Markets




Top African Markets



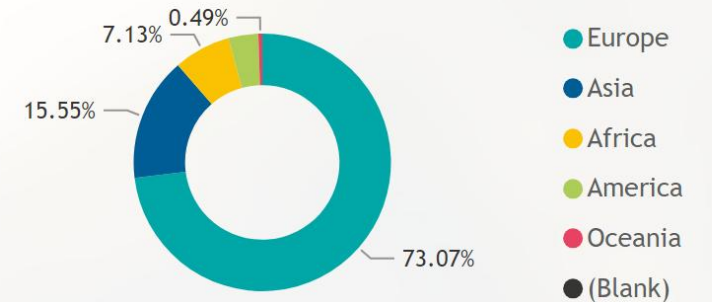
Top Oceanic Markets



Top American Markets



Market Share by Continent





Weekly Arrivals Trend

Visitor arrivals by week of the year.

326,975

Total Visitor Arrivals

332,068

Total Visitor Arrivals

