



Seychelles Visitor Arrivals Snapshot

Snapshot of the total visitor arrivals since 1st January 2023 and the latest reported week.

Week 52

25 Dec - 31 Dec
2023



Total Arrivals to Date

350,879

Total Arrivals - Dec

32,964

Total Arrivals - Week 52

8,573

Average Arrivals per day -
Week 52

1,225

Top 10 Markets in Week 52



Top 10 Markets since 1 January

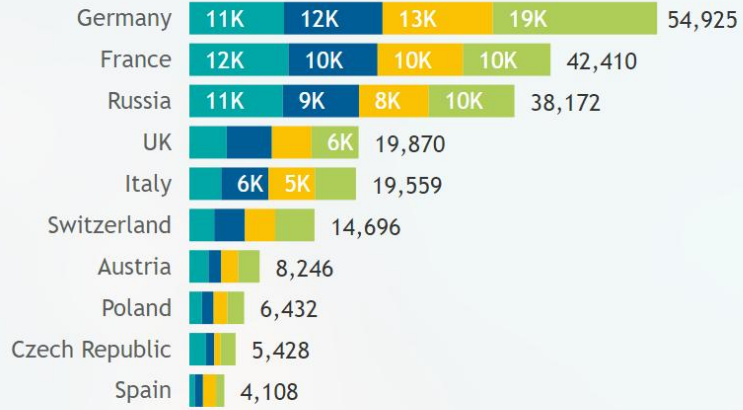




Markets Performance

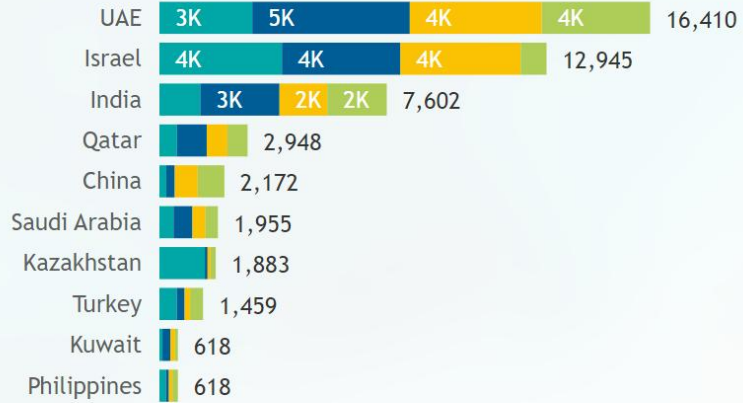
Performance of the top 10 markets by continent from beginning of the year, to date.

Top European Markets

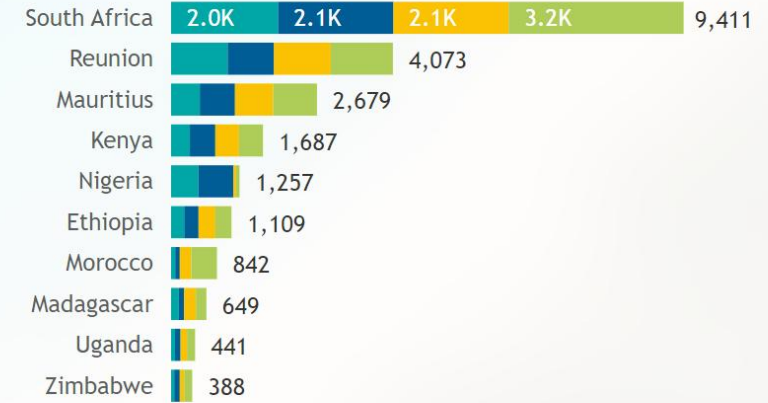


Quarter ● Q1 ● Q2 ● Q3 ● Q4


Top Asian Markets




Top African Markets



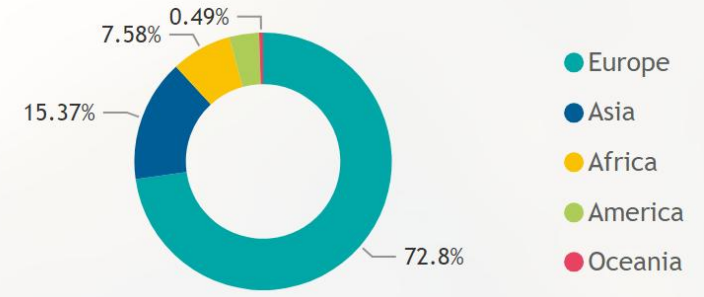
Top Oceanic Markets



Top American Markets



Market Share by Continent





Monthly Arrivals Trend

Visitor arrivals by month of the year.

350,879

Total Visitor Arrivals

332,068

Total Visitor Arrivals

